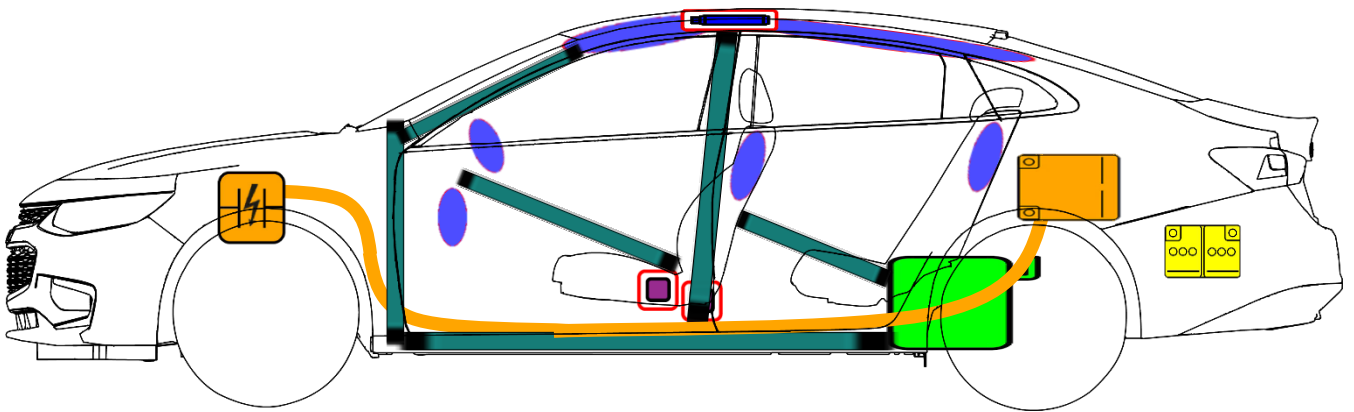
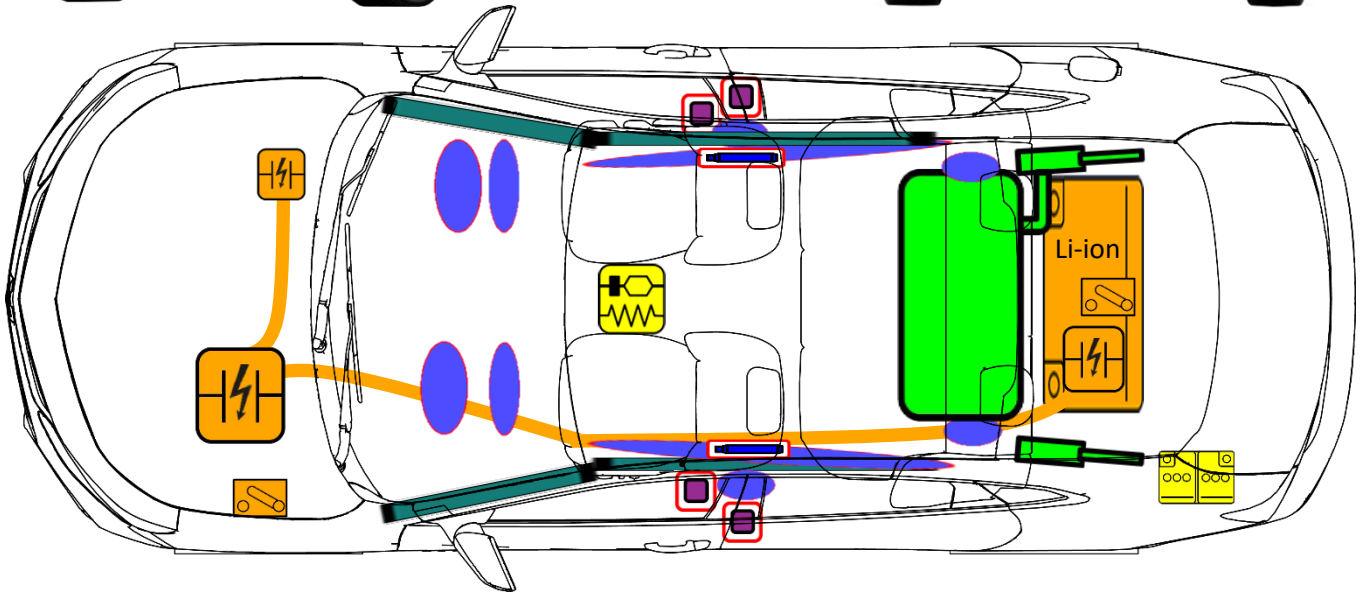




Chevrolet Malibu Hybrid  
5 Door Sedan  
2016 - 2020

First Responder  
Rescue Sheet



	Air Bag		Stored Gas Inflator		Seat Belt Pretensioner		SRS Control Unit		
			Gas Strut/Preloaded Spring		High Strength Zone				
	Battery Low Voltage				Fuel Tank				
	High Voltage Battery Pack		High Voltage Power Cable		High Voltage Disconnect				Ultra Capacitor, High Voltage



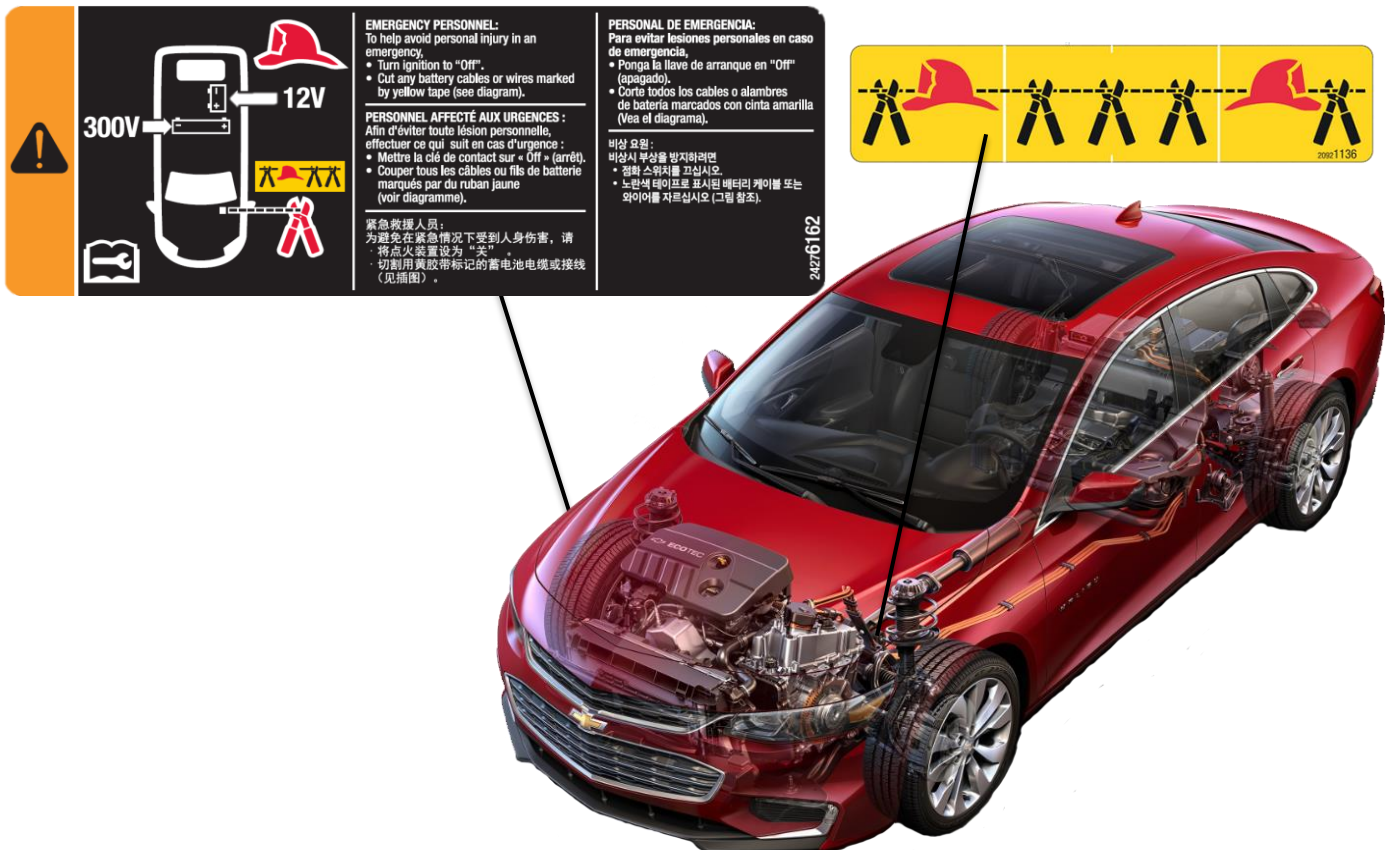
# Chevrolet Malibu Hybrid 5 Door Sedan 2016 - 2020

## First Responder Rescue Sheet

The Chevrolet Malibu Hybrid technology incorporates a low voltage battery that must be disconnected prior to occupant extrication.

### To Disable the Vehicle:

1. Turn the ignition to "OFF" and remove the keys from the vehicle.
2. Double cut all low voltage cables marked by the yellow tape located forward of the underhood fuse block on the left side of the engine compartment.



### Air Bag Caution

After disabling 12 volt power, wait at least 10 seconds to allow any un-deployed airbag reserve energy to dissipate.

### In Case of Fire

A battery on fire will not explode. If battery cells reach high enough temperature, they vent and release electrolyte. Battery electrolyte is flammable. Use copious amounts of water to cool the battery to extinguish the fire. Do not use an ABC dry chemical extinguisher because it will not extinguish a battery fire.

### In Case of Water Immersion

The high voltage battery is isolated from the vehicle chassis. If the vehicle is immersed in water, you will not be electrocuted by touching the vehicle.