



Chevrolet Malibu and Saturn AURA Green Line Hybrid Emergency Response Quick Reference*



Procedures for Disabling Electrical

Disabling 12 Volt Power

Perform EACH of the following steps to disable the 12 volt electrical system. This includes power to the airbag system.

1. Turn the ignition key to the OFF position
OR if the ignition key is not accessible, remove the Run/Crank Relay located in the underhood fuse block
2. Disconnect or cut BOTH 12v negative (-) battery cables




Run/Crank Relay



Cut here to disable BOTH 12v negative cables at once

3. Verify tachometer is pointing to OFF



WAIT a minimum of 10 seconds to allow any undeployed airbag reserve energy to dissipate.

Note: Since one of the 12v negative (-) cables is partially hidden from view, it is best to disconnect the cables from the terminal or cut the cables near the terminal.

Key Components and Do Not Cut Zones

Vehicle Identification



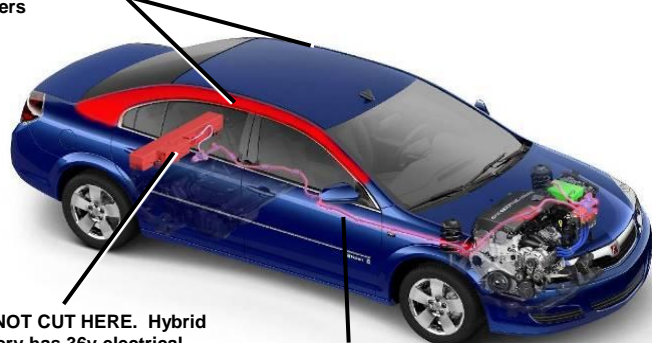
Note: Saturn AURA Green Line shown, Chevrolet Malibu Hybrid similar.

NOTE: Green Line emblem only on Saturn AURA

Do Not Cut Zones

DO NOT CUT HERE. Roof rails may contain side impact air bag inflator canisters

Passenger side shown, Drivers side is the same.



DO NOT CUT HERE. Hybrid Battery has 36v electrical potential at all times

DO NOT CUT HERE. Conduit tube beneath the vehicle contains intermediate 36v electrical wire

Highlighted areas indicate DO NOT CUT Zones

36 Volt Electrical System

First perform the "Disabling 12 Volt Power" procedure to eliminate current flow on the 12 volt electrical system. This also reduces the 36 volt current flow to a low level in the blue intermediate voltage (36v) cable. No further action is required.

Do NOT cut the intermediate voltage (36v) cable, because there is a higher arc potential.

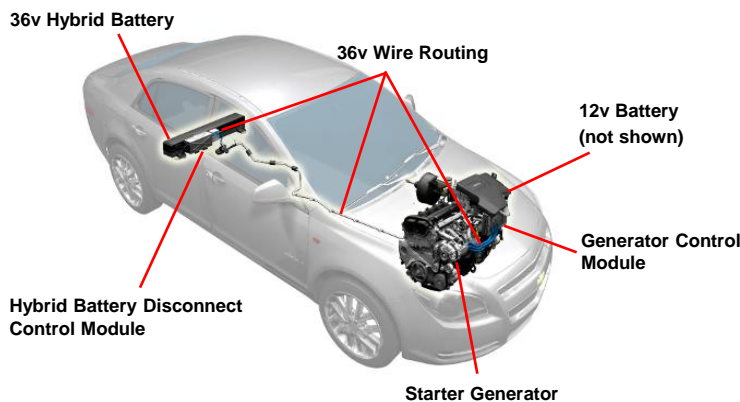
CAUTION: Cutting the intermediate voltage cable may result in an arc hazard.



Note: The intermediate voltage cable routed under vehicle is not colored blue but is housed in a metal conduit



Key Hybrid Components



GM Service Technical College provides this QR free of charge to First Responders. This sheet can be displayed in a classroom as long as it is represented as GM information and is not modified in any way.

For information regarding modification of GM's First Responder Information for other uses, contact GM's Licensing Manager at:

GM Licensing Program Headquarters
5775 Enterprise Ct
Warren, MI 48092
Attn: Licensing Coordinator

For more information consult the 2007 Saturn AURA Green Line Hybrid and 2008 Chevrolet Malibu Hybrid Emergency Response Guide at www.gmstc.com
© Copyright 2007, General Motors Corporation